

## ECONOMY LIGHT



white



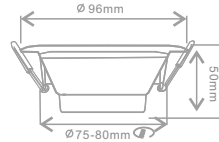
black



nickel

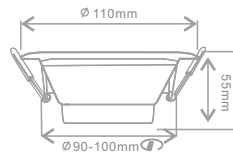
### B0104-01/A1 2.5F

Power	CCT	Lumen	CRI	IP Rating	Beam Angle
5W	3000/4000/6000K	300lm	90	21	100°



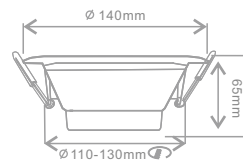
### B0104-01/A2 3F


Power	CCT	Lumen	CRI	IP Rating	Beam Angle
7W	3000/4000/6000K	700lm	90	21	100°
9W	3000/4000/6000K	900lm	90	21	100°



### B0104-01/A3 4F

Power	CCT	Lumen	CRI	IP Rating	Beam Angle
10W	3000/4000/6000K	1000lm	90	21	100°
12W	3000/4000/6000K	1200lm	90	21	100°



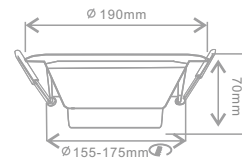


## ECONOMY LIGHT



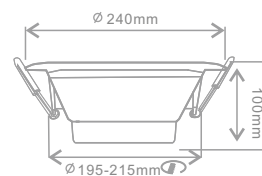
### B0104-01/A4 6F


Power	CCT	Lumen	CRI	IP Rating	Beam Angle
15W	3000/4000/6000K	1500lm	90	21	100°
18W	3000/4000/6000K	1800lm	90	21	100°



### B0104-01/A5 8F

Power	CCT	Lumen	CRI	IP Rating	Beam Angle
18W	3000/4000/6000K	1800lm	90	21	100°
20W	3000/4000/6000K	2000lm	90	21	100°





**HIGH VOLTAGE TESTING**

The light body can withstand 3750V high voltage, protect users from electric leakage damage.

**ECONOMY LIGHT**



B0104-01/B1 2.5F(COB)



B0104-01/B2 3F(COB)

Power	Lumen	CRI	IP Rating	Beam Angle
5W	400lm	80	21	24°
7W	560lm	80	21	24°
10W	800lm	80	21	24°

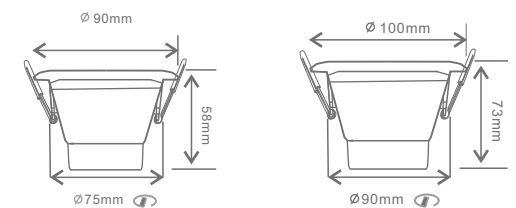


B0104-01/C1 2.5F(SMD)



B0104-01/C2 3F(SMD)

Power	Lumen	CRI	IP Rating	Beam Angle
5W	400lm	80	21	90°
7W	560lm	80	21	90°
10W	800lm	80	21	90°



- 2 power / 3cct
- Smooth dimming
- Flick-free and noise-free
- 5 years warranty options

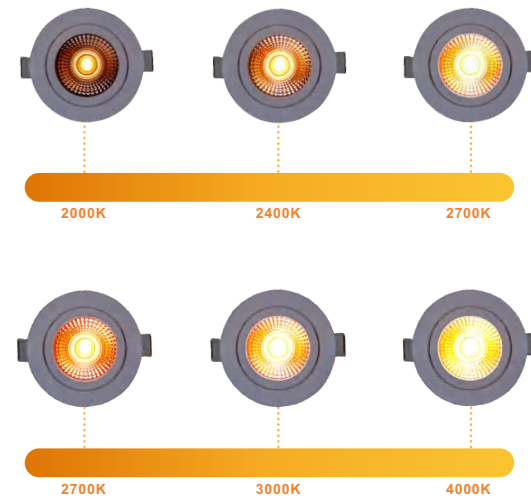




## DIM TO WARM+CCT SOLUTION+2 POWER

Professional dimming LED light manufacturer  
Power and CCT Switchable

- 1** DIM TO WARM
- 1800K~2800K
  - 1800K~4000K
  - 2700K~4000K



- 2** Dim to warm+2 CCT+2 power solution
- Power and CCT switchable  
Professional dimming LED light manufacturer



**2-1** 2 CCT + DIM TO WARM + 2 POWER  
2000K+ 3000K+ DTW (2000K~2800K)

**2-5** 2 CCT + DIM TO WARM + 2 POWER  
3000K+ 4000K+ DTW (2000K~3800K)

**2-2** 2 CCT + DIM TO WARM + 2 POWER  
2000K+ 4000K+ DTW (2000K~3800K)

**2-4** 2 CCT + DIM TO WARM + 2 POWER  
3000K+ 4000K+ DTW (2700K~3800K)

**2-3** 2 CCT + DIM TO WARM + 2 POWER  
2700K+ 3000K+ DTW (2000K~2800K)

**2-5** 2 CCT + DIM TO WARM + 2 POWER  
3000K+ 6000K+ DTW (3000K~5800K)

**2-4** 2 CCT + DIM TO WARM + 2 POWER  
2700K+ 4000K+ DTW (2700K~3800K)

- Dim to warm LED simulates the color tones of halogens
- It likes sunset to sunrise, gives you a circadian lighting.

## DRIVER DATA SHEET(Flicker-free Driver)

Wattage	5-20W		
Input rated Voltage	AC200-240V		AC100-265V
Frequency	50/60Hz		50/60Hz
Input Voltage	AC180-265V		AC90-305V
Efficiency	≥76%		≥83%
Power Factor	≥0.9		≥0.5
Rated input current	≤0.03A		≤0.03A
Full load output Voltage	DC8-11V	DC14-25V	DC28-42V
Rated output current	350mA	260mA	130mA
Output current range	340mA±5%	130mA±5%	130mA±5%
Power tolerance	10%		10%
Dimming range	10%-100%		*****
Total harmonic distortion (THD)	≤20%		
Current output tolerance	±5%		
Short circuit protection	PASS		
Over voltage protection	PASS		
Over temperature protection	PASS		

## FIXTURE COMPATIBILITY

Rated Wattage	Electrical Classification	Ingress Protection	Operating Temp	Operating Humidity	Storage Temp
5W/7W	II	IP21/54	-20 °C ~ 45 °C	0 ~ 90%	-20 °C ~ 65 °C

## PACKAGING INFORMATION

	SIZE(CM)	N.W/pc (KGS)	G.W.(KGS)	Q'TY(PCs)	CTNS	Q'TY(PCs)	VOLUME(CBM)
Carton	52.5*21.5*37	0.12	6	50	20" standard container	683	34150
					40" standard container	1366	68300

## INSTALLATION

INSTALL REQUIREMENTS	
A-gap above the fitting	25mm
B-gap to the building material	25mm
C-gap to the thermal insulation	15mm

