




## IP65/IP67 NON-TILTABLE LED SPOTLIGHT




### SUPERB SLIM LED CEILING LIGHT



- IP21/IP54 / IP65/ IP67
- IP54 suitable for bathroom
- IP65 suitable for Patio, Porch, Eave, Shower room
- IP67 can be briefly immersed in water
- Adjustable and non-adjustable options
- Cut-out options: 55/68/75/83/90/115/165mm
- 5year an 10year warranty
- Small dimension, but high power and brightness.  
Light efficiency is 120lm/W Max.



Cut-out options: 55/68/75/83/90/115/165mm



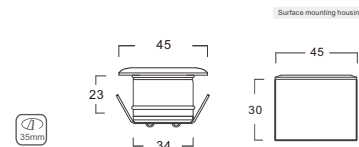
\* Tell the story of lighting with quality

**SLIM ANTI-GLARE  
WATERPROOF SPOTLIGHT**



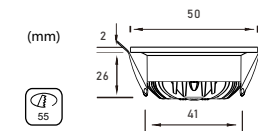
**B0107-04/A2**

Power: 3W  
Luminous Efficiency: 70lm/w  
CRI:90  
Beam angle: 38/60°  
Voltage: 220V/110V 12V/24V, 9~36V  
IP Rating: 21/54  
Material: Aluminum



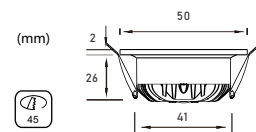
**B0107-04/A3**

Power: 5W/7W  
Luminous Efficiency: 70lm/w  
CRI:90  
Beam angle: 24/38/60°  
Voltage: 220V/110V  
IP Rating: 21/54/65  
Material: Aluminum



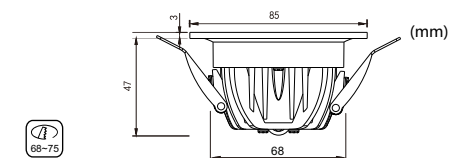
**B0107-04/A3**

Power: 3W/5W  
Luminous Efficiency: 70lm/w  
CRI:90  
Beam angle: 24/38/60°  
Voltage: 220V/110V  
IP Rating: 21/54/65  
Material: Aluminum



**B0107-04/A1**


Power: 5W/7W/9W  
Luminous Efficiency: 70lm/w  
CRI:90  
Beam angle: 24/38/60°  
Voltage: 220V/110V  
IP Rating: 21/54/65/67  
Material: Aluminum





**2IN1**  
INSTALLATION SPOTLIGHT

A removable ring allows you to choose install with ring or without ring, that lead to surface mounted or recessed mounted effect.



**DRIVER DATA SHEET (Flicker-free Driver)**

Wattage	5W/7W	
Input rated Voltage	AC200-240V	AC100-265V
Frequency	50/60Hz	50/60Hz
Input Voltage	AC180-265V	AC90-305V
Efficiency	≥76%	≥83%
Power Factor	≥0.9	≥0.5
Rated input current	≤0.03A	≤0.03A
Full load output Voltage	DC14-21V	
Rated output current	260mA	
Output current range	260mA ± 5%	
Dimming range	10%-100%	****
Current output tolerance	±5%	
Power tolerance	±10%	
Total harmonic distortion (THD)	≤20%	
Short circuit protection	PASS	
Over voltage protection	PASS	
Over temperature protection	PASS	

**FIXTURE COMPATIBILITY**

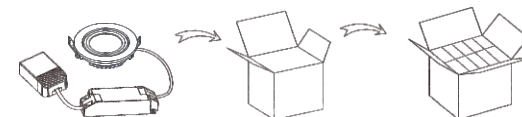
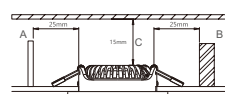
Rated Wattage	Electrical Classification	Ingress Protection	Operating Temp	Operating Humidity	Storage Temp
5W/7W	II	IP21/54/65/67	-20 °C ~ 45 °C	0 ~ 90%	-20 °C ~ 65 °C

**PACKAGING INFORMATION**

	SIZE(CM)	N.W/pc (KGS)	G.W.(KGS)	Q'TY(PCS)		CTNS	Q'TY(PCS)	VOLUME(CBM)
Carton	52.5*21.5*37	0.4	20	50	20" standard container	683	34150	28
					40" standard container	1366	68300	56

**INSTALLATION**

INSTALL REQUIREMENTS	
A-gap above the fitting	25mm
B-gap to the building material	25mm
C-gap to the thermal insulation	15mm




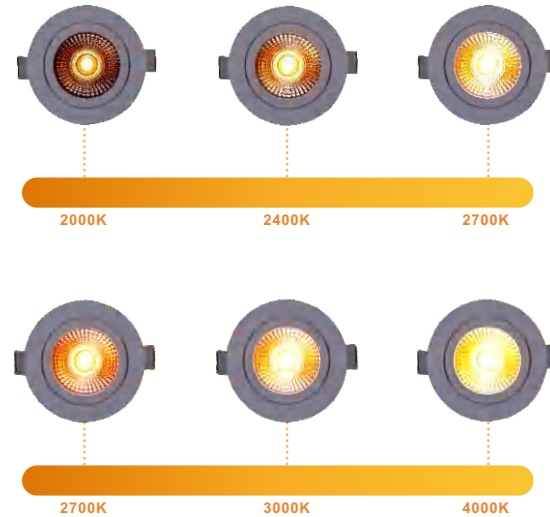


**NEW CCT SOLUTION**



**1 DIM TO WARM**

- 1800K~2800K
- 1800K~4000K
- 2700K~4000K



**2 Dim to warm+2 CCT+2 power solution**

Power and CCT switchable  
Professional dimming LED light manufacturer



2-1 2 CCT + DIM TO WARM + 2 POWER  
2000K+ 3000K+ DTW (2000K~2800K)

2-5 2 CCT + DIM TO WARM + 2 POWER  
3000K+ 4000K+ DTW (2000K~3800K)

2-2 2 CCT + DIM TO WARM + 2 POWER  
2000K+ 4000K+ DTW (2000K~3800K)

2-6 2 CCT + DIM TO WARM + 2 POWER  
3000K+ 4000K+ DTW (2700K~3800K)

2-3 2 CCT + DIM TO WARM + 2 POWER  
2700K+ 3000K+ DTW (2000K~2800K)

2-7 2 CCT + DIM TO WARM + 2 POWER  
3000K+ 6000K+ DTW (3000K~5800K)

2-4 2 CCT + DIM TO WARM + 2 POWER  
2700K+ 4000K+ DTW (2700K~3800K)

- Dim to warm LED simulates the color tones of halogens
- It likes sunset to sunrise, gives you a circadian lighting.

**3 2 IN 1  
2 POWER + 3CCT SWITCH**

- Power and CCT Switchable
- Multiple power box options
- 5 years and 10 years warranty options

Power :3~42W  
PF:≥0.9

Flicker free and noise-free

Smooth triac Dimmable

Dimmable Range:10~100%

Dimmable power supply

CCT: 2700K/3000K/4000K  
CCT: 2700K/4000K/6000K  
CCT: 2500K/2700K/3000K  
CCT: 3000K/4000K/5500K

