



STRETCHABLE ANTI-GLARE LED DOWNLIGHT



B0103-03/A1(Square)

B0103-03/A2(Round)

Power: 5W/7W

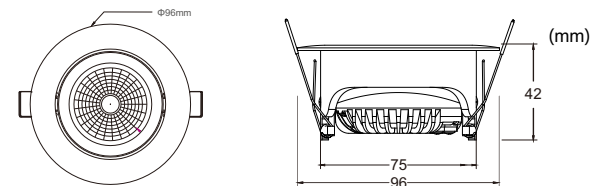
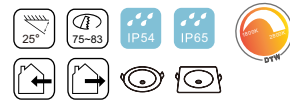
Luminous Efficiency: 110 LM/W

CRI: 90

Beam angle: 24°/38°/60°/90°

Voltage: 220V/110V

IP Rating: 21/54/65/67



FREELY MATCH WITH DIFFERENT COLOR/TYPE FRAMES

DRIVER DATA SHEET(Flicker-free Driver)

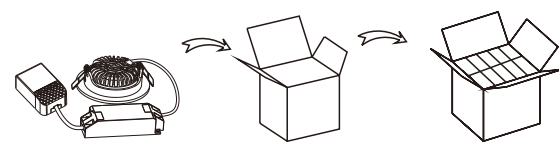
Wattage	3W/5W/7W	3W/5W/7W	3W/5W/7W
Dimmable	YES/NO	YES	NO
Input rated Voltage	DC12V/24V	AC200-240V	AC100-265V
Frequency	50/60Hz	50/60Hz	50/60Hz
Input Voltage	DC9-36V	AC180-265V	AC90-305V
Efficiency	PASS	≥68%	≥73%
Power Factor	PASS	≥0.9	≥0.5
Rated input current	≤0.05~0.25A	0.02A	≤0.02A
Full load output Voltage	DC12V/24V	DC14-25V&28-42V	DC14-25V&28-42V
Rated output current	PASS	260mA/130mA/70mA	260mA/130mA/70mA
Output current range	PASS	260mA/130mA/70mA±5%	260mA/130mA/70mA±5%
Dimming Type	Trailing edge Dimmable/DALI/1-10V/9-36V DC/ZIGBEE/TUYA		////
Dimming range	10%-100%		////
Total harmonic distortion (THD)	////	≤20%	
Power tolerance	10%		
Current output tolerance	±5%		
Short circuit protection	PASS		
Over voltage protection	PASS		
Over temperature protection	PASS		

FIXTURE COMPATIBILITY

Rated Wattage	Electrical Classification	Ingress Protection	Operating Temp	Operating Humidity	Storage Temp
5W/7W	II	IP21/54/65	-20°C~45°C	0~90%	-20°C~55°C

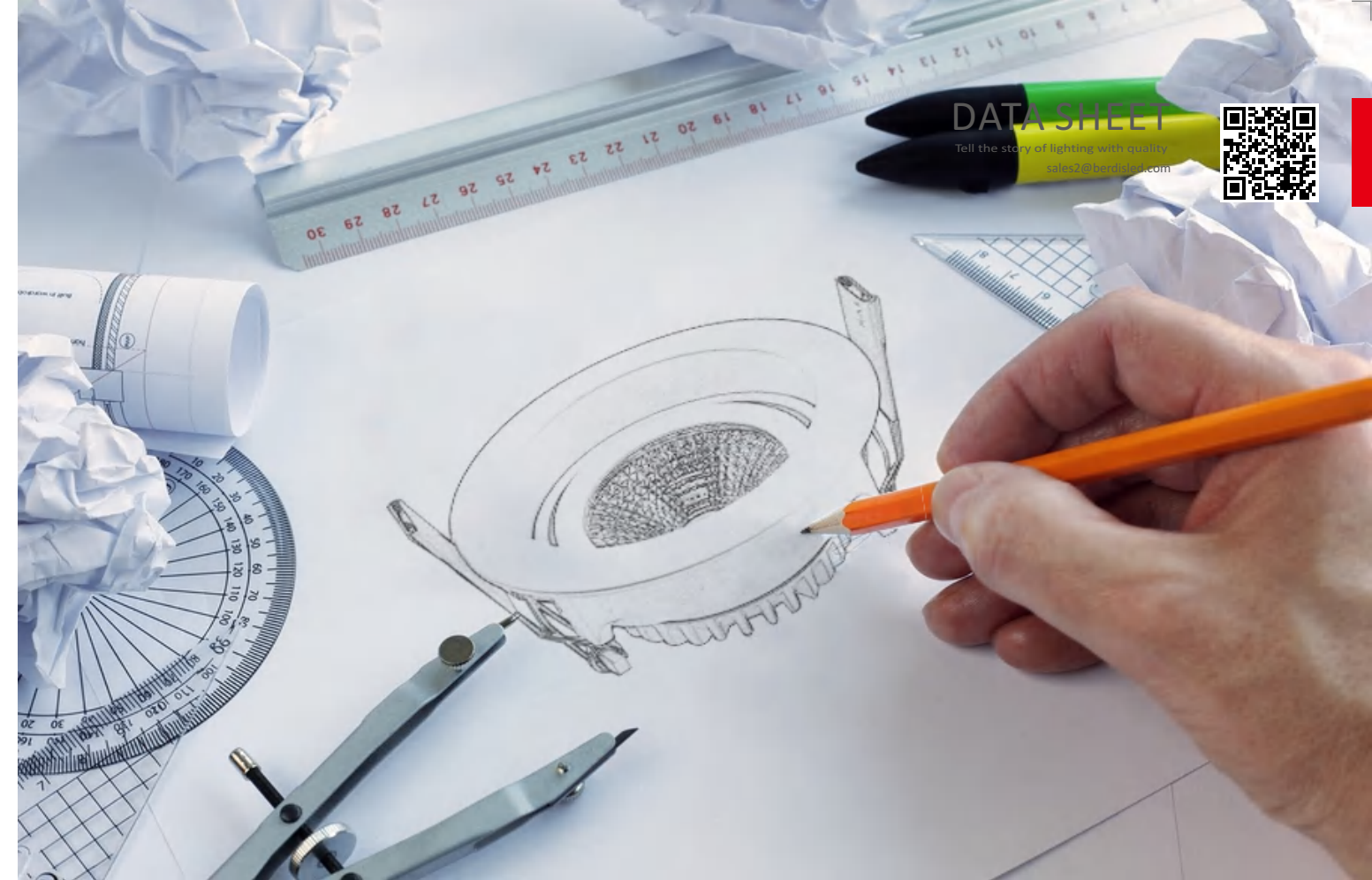
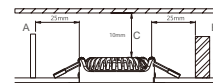
PACKAGING INFORMATION

	SIZE(CM)	N.W/pc (KGS)	G.W.(KGS)	Q'TY(PCS)		CTNS	Q'TY(PCS)	VOLUME(CBM)
Carton	52.5*21.5*37	0.25	13	50	20" standard container	683	34150	27
					40" standard container	1366	68300	67

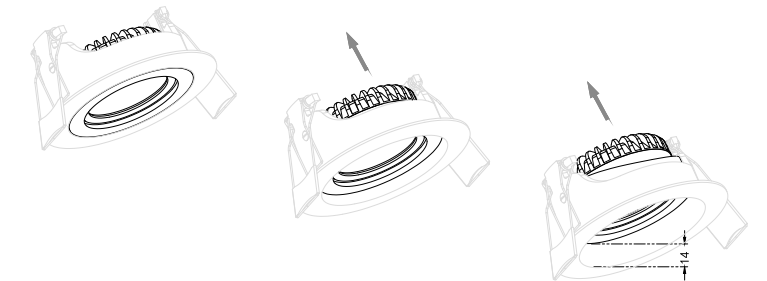
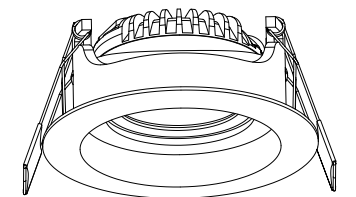


INSTALLATION

INSTALL REQUIREMENTS	
A-gap above the fitting	25mm
B-gap to the building material	25mm
C-gap to the thermal insulation	15mm



ANTI-GLARE
LED SPOTLIGHT
STRETCHABLE & ADJUSTABLE



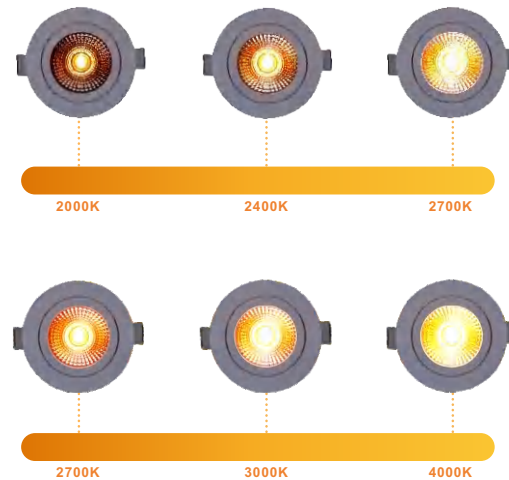
Pushable heat sink lead to anti-glare and non-anti-glare option
Max. push depth:12mm



DIM TO WARM+CCT SOLUTION+2 POWER

Professional dimming LED light manufacturer

- 1** DIM TO WARM
- 1800K~2800K
 - 1800K~4000K
 - 2700K~4000K



- 2-1** 2 CCT + DIM TO WARM + 2 POWER
2000K+ 3000K+ DTW (2000K~2800K)

- 3-1** 3 CCT + DIM TO WARM + 2 POWER
2000K+2700K+3000K+ DTW (2000K~ 3000K)

- 2-2** 2 CCT + DIM TO WARM + 2 POWER
2000K+ 4000K+ DTW (2000K~4000K)

- 3-2** 3 CCT + DIM TO WARM + 2 POWER
2000K+3000K+4000K+ DTW (2000K~ 4000K)

- 2-3** 2 CCT + DIM TO WARM + 2 POWER
2700K+ 3000K+ DTW (2000K~2800K)

- 3-3** 3 CCT + DIM TO WARM + 2 POWER
2700K+ 3000K+ 4000K+ DTW (2000K~ 3000K)

- 2-4** 2 CCT + DIM TO WARM + 2 POWER
2700K+ 4000K+ DTW (2700K~4000K)

- 3-4** 3 CCT + DIM TO WARM + 2 POWER
2700K+ 3000K+ 4000K+ DTW (2700K~ 4000K)

- 2-5** 2 CCT + DIM TO WARM + 2 POWER
3000K+ 6000K+ DTW (3000K~6000K)

- 3-5** 3 CCT + DIM TO WARM + 2 POWER
3000K+4000K+6000K+ DTW (3000K~ 6000K)

- Dim to warm LED simulates the color tones of halogens
- It likes sunset to sunrise,yives you a circadian lighting.

4 **2 IN 1**
2 POWER + 3CCT SWITCH

- Power and CCT Switchable
- Multiple power box options
- 5 years and 10 years warranty options

Power :3~42W
PF:≥0.9


Flicker free and noise-free

Smooth triac Dimmable

Dimmable Range:10~100%

Dimmable power supply

CCT: 2700K/3000K/4000K
CCT: 2700K/4000K/6000K
CCT: 2500K/2700K/3000K
CCT: 3000K/4000K/5500K



5 **DRIVER INTEGRATED LED SPOTLIGHT**
Trailing edge Dimmable driver

- Driver integrated, connect to 230V directly
- Installation height as slim as 23mm
- IP54/ IP65 rating, suitable for bathroom
- 5-year warranty
- Blew items have driver internal option:
- Deep dimming, Flicker-free & trailing edge driver

