



**FIRE-PROOF | IP67 WATER-PROOF
INSULATION COVER DIRECTLY**

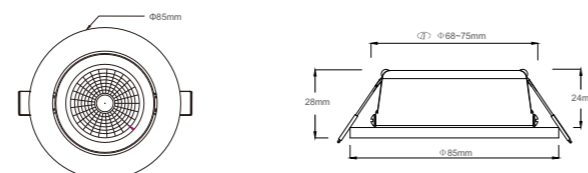
Waterproof fireproof super-slim spotlight



B0103-04/B1 (Adjustable Spotlight)
B0103-04/B2 (NO-Adjustable Spotlight)
B0103-04/B3 (Downlight)

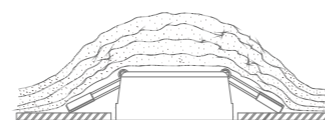


Power: 5W/7W
Luminous Efficiency: 90~110 LM/W
CRI: 90
Beam angle: 24°/38°/60°/120°
Voltage: 220V/110V
IP Rating: 21/54/65



ULTRA-THIN SPOTLIGHT
INSTALLATION HEIGHT 24MM.
IP 65 WATERPROOF AND FIREPROOF
FREELY MATCH WITH DIFFERENT COLOR/TYPE FRAMES

Can be used under insulation directly



- * Can be used under insulation directly.
- * Fireproof downlights can resist from as high as 1100° temperatures without melting.
- * Effectively isolating the spread of flames and preventing the expansion of fires.
- * Ip65 lamps can resist from the impact of strong rainstorms, and can even be submerged in water for a short duration, adapt to a variety of harsh installation environments.



DRIVER DATA SHEET(Flicker-free Driver)

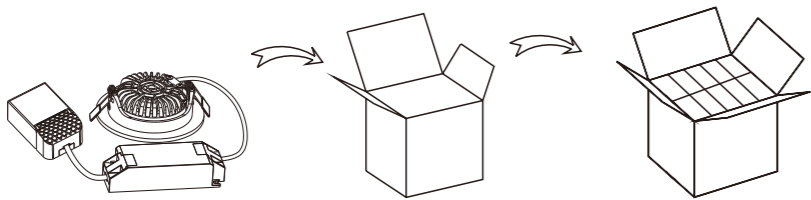
| Wattage | 3W/5W/7W | 3W/5W/7W | 3W/5W/7W |
|---------------------------------|--------------------------------------------------------|---------------------|---------------------|
| Dimmable | YES/NO | YES | NO |
| Input rated Voltage | DC12V/24V | AC200-240V | AC100-265V |
| Frequency | 50/60Hz | 50/60Hz | 50/60Hz |
| Input Voltage | DC9-36V | AC180-265V | AC90-305V |
| Efficiency | PASS | ≥68% | ≥73% |
| Power Factor | PASS | ≥0.9 | ≥0.5 |
| Rated input current | ≤0.05~0.25A | 0.02A | ≤0.02A |
| Full load output Voltage | DC12V/24V | DC14-25V&28-42V | DC14-25V&28-42V |
| Rated output current | PASS | 260mA/130mA/70mA | 260mA/130mA/70mA |
| Output current range | PASS | 260mA/130mA/70mA±5% | 260mA/130mA/70mA±5% |
| Dimming Type | Trailing edge Dimmable/DALI/1-10V/9~36V DC/ZIGBEE/TUYA | | //// |
| Dimming range | 10%-100% | | //// |
| Total harmonic distortion (THD) | //// | ≤20% | |
| Power tolerance | 10% | | |
| Current output tolerance | ±5% | | |
| Short circuit protection | PASS | | |
| Over voltage protection | PASS | | |
| Over temperature protection | PASS | | |

FIXTURE COMPATIBILITY

| Rated Wattage | Electrical Classification | Ingress Protection | Operating Temp | Operating Humidity | Storage Temp |
|---------------|---------------------------|--------------------|----------------|--------------------|--------------|
| 5W/7W | II | IP21/54 | -20℃~45℃ | 0~90% | -20℃~55℃ |

PACKAGING INFORMATION

| | SIZE(CM) | N.W/pc (KGS) | G.W.(KGS) | Q'TY(PCS) | | CTNS | Q'TY(PCS) | VOLUME(CBM) |
|--------|--------------|--------------|-----------|-----------|------------------------|------|-----------|-------------|
| Carton | 52.5*21.5*37 | 0.25 | 13 | 50 | 20" standard container | 683 | 34150 | 27 |
| | | | | | 40" standard container | 1366 | 68300 | 67 |



- * Ra >90, colors are displayed perfectly and vividly.
- * Driver is small,it fits through the hole in the ceiling.
- * Perfectly dimmable and with a lifespan of at least 50,000 hours.
- * It's a real powerhouse: perfectly dimmable and a lifespan of at least 50,000 hours!
- * We provide 5CCT and 3CCT version option.
- * The spotlight are available in fixed and tiltable versions.
- * with a tough matt-white and matt-black finish and IP54 and IP67 rated.
- * It is also possible to apply a DALI, 1-10V,9~36V DC or ZIGBEE driver to these spots..



Tria Dimmable





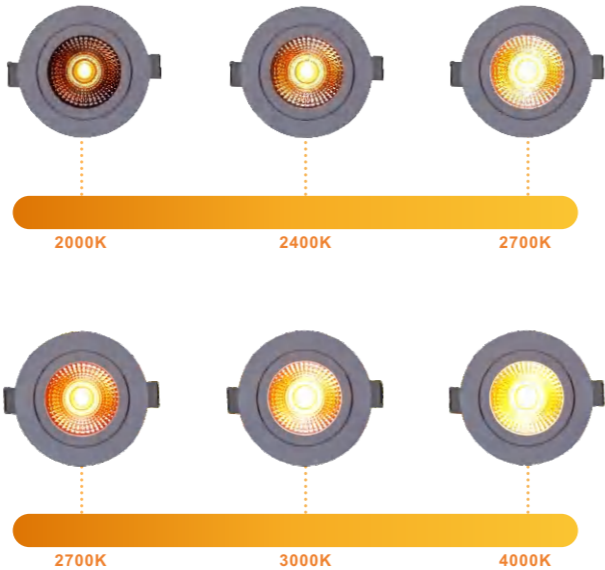
DIM TO WARM+CCT SOLUTION+2 POWER

Professional dimming LED light manufacturet

1

DIM TO WARM

- 1800K~2800K
- 1800K~4000K
- 2700K~4000K



2-1

2 CCT + DIM TO WARM + 2 POWER
2000K+ 3000K+ DTW (2000K~2800K)

2-2

2 CCT + DIM TO WARM + 2 POWER
2000K+ 4000K+ DTW (2000K~4000K)

2-3

2 CCT + DIM TO WARM + 2 POWER
2700K+ 3000K+ DTW (2000K~2800K)

2-4

2 CCT + DIM TO WARM + 2 POWER
2700K+ 4000K+ DTW (2700K~4000K)

2-5

2 CCT + DIM TO WARM + 2 POWER
3000K+ 6000K+ DTW (3000K~6000K)

3-1

3 CCT + DIM TO WARM + 2 POWER
2000K+2700K+3000K+ DTW (2000K~ 3000K)

3-2

3 CCT + DIM TO WARM + 2 POWER
2000K+3000K+4000K+ DTW (2000K~ 4000K)

3-3

3 CCT + DIM TO WARM + 2 POWER
2700K+ 3000K+ 4000K+ DTW (2000K~ 3000K)

3-4

3 CCT + DIM TO WARM + 2 POWER
2700K+ 3000K+ 4000K+ DTW (2700K~ 4000K)

3-5

3 CCT + DIM TO WARM + 2 POWER
3000K+4000K+6000K+ DTW (3000K~ 6000K)

- Dim to warm LED simulates the color tones of halogens
- It likes sunset to sunrise,gives you a circadian lighting.

4

2 IN 1

2 POWER +3CCT SWITCH

- Power and CCT Switchable
- Multiple power box options
- 5 years and 10 years warranty options

Power :3~42W

PF:≥0.9

Flicker free and noise-free

Smooth triac Dimmable

Dimmable Range:10~100%

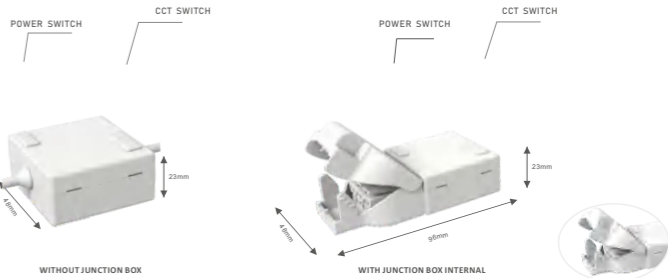
Dimmable power supply

CCT: 2700K/3000K/4000K

CCT: 2700K/4000K/6000K

CCT: 2500K/2700K/3000K

CCT: 3000K/4000K/5500K



5

DRIVER INTEGRATED LED SPOTLIGHT

Trailing edge Dimmable driver

- Driver integrated, connect to 230V directly
- Installation height as slim as 23mm
- IP54/ IP65 rating, suitable for bathroom
- 5-year warranty
- Bleow items have driver internal option:
- Deep dimming, Flicker-free & trailing edge driver

